

794942-1 ✓ ACTIVE

MATE-N-LOK | Mini-Universal MATE-N-LOK

TE Internal #: 794942-1

Rectangular Power Connectors, Housing, Receptacle, Wire-to-Panel / Wire-to-Wire, 10 Position, 4.14 mm [.162 in] Centerline, Mini-Universal MATE-N-LOK

[View on TE.com >](#)



Connectors > Power Connectors > Rectangular Power > Rectangular Power Connectors



Rectangular Power Connector Type: **Housing**

Connector & Housing Type: **Receptacle**

Connector System: **Wire-to-Panel, Wire-to-Wire**

Number of Positions: **10**

Centerline (Pitch): **4.14 mm [.162 in]**

## Features

### Product Type Features

Rectangular Power Connector Type	Housing
Connector & Housing Type	Receptacle
Connector System	Wire-to-Panel, Wire-to-Wire
Sealable	No
Connector & Contact Terminates To	Wire & Cable

### Configuration Features

Number of Positions	10
Number of Rows	2

### Electrical Characteristics

Operating Voltage	600 VDC
-------------------	---------

### Contact Features

Multiple Contact Types	Without
Contact Retention Within Housing	Without
Contact Type	Pin



### Termination Features

Termination Method to Wire & Cable	Crimp
------------------------------------	-------

### Mechanical Attachment

Panel Mount Feature	With
Panel Mount Feature Type	Mounting Ears
Connector Mounting Type	Panel Mount

### Housing Features

Centerline (Pitch)	4.14 mm [.162 in]
Housing Color	Natural
Housing Material	Nylon

### Dimensions

Row-to-Row Spacing	4.14 mm [.162 in]
Panel Thickness	.8 – 2 mm [.031 – .078 in]

### Usage Conditions

Operating Temperature Range	-55 – 105 °C [-67 – 221 °F]
-----------------------------	-----------------------------

### Operation/Application

Assembly Integration Feature	Without
Circuit Application	Power & Signal

### Industry Standards

UL Flammability Rating	UL 94V-0
Glow Wire Rating	Standard Part - Not Glow Wire
VDE Tested	No

### Packaging Features

Packaging Method	Package
Packaging Quantity	1

### Other

For Use With	Mini-Universal MATE-N-LOK Sealed Plug Housing
--------------	---

### Product Compliance

[For compliance documentation, visit the product page on TE.com>](#)

EU RoHS Directive 2011/65/EU	Compliant
EU ELV Directive 2000/53/EC	Compliant
China RoHS 2 Directive MIIT Order No 32, 2016	No Restricted Materials Above Threshold
EU REACH Regulation (EC) No. 1907/2006	Current ECHA Candidate List: JUNE 2022 (224) Candidate List Declared Against: JUNE 2022 (224) Does not contain REACH SVHC
Halogen Content	Low Halogen - Br, Cl, F, I < 900 ppm per homogenous material. Also BFR/CFR/PVC Free
Solder Process Capability	Not applicable for solder process capability













## Product Compliance Disclaimer

This information is provided based on reasonable inquiry of our suppliers and represents our current actual knowledge based on the information they provided. This information is subject to change. The part numbers that TE has identified as EU RoHS compliant have a maximum concentration of 0.1% by weight in homogenous materials for lead, hexavalent chromium, mercury, PBB, PBDE, DBP, BBP, DEHP, DIBP, and 0.01% for cadmium, or qualify for an exemption to these limits as defined in the Annexes of Directive 2011/65/EU (RoHS2). Finished electrical and electronic equipment products will be CE marked as required by Directive 2011/65/EU. Components may not be CE marked. Additionally, the part numbers that TE has identified as EU ELV compliant have a maximum concentration of 0.1% by weight in homogenous materials for lead, hexavalent chromium, and mercury, and 0.01% for cadmium, or qualify for an exemption to these limits as defined in the Annexes of Directive 2000/53/EC (ELV). Regarding the REACH Regulation, the information TE provides on SVHC in articles for this part number is based on the latest European Chemicals Agency (ECHA) 'Guidance on requirements for substances in articles' posted at this URL: <https://echa.europa.eu/guidance-documents/guidance-on-reach>






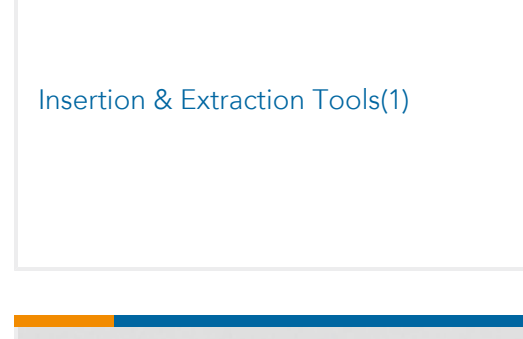
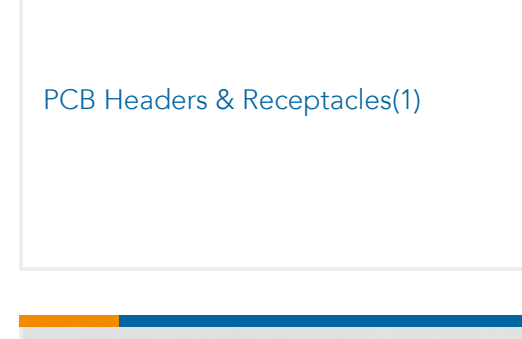
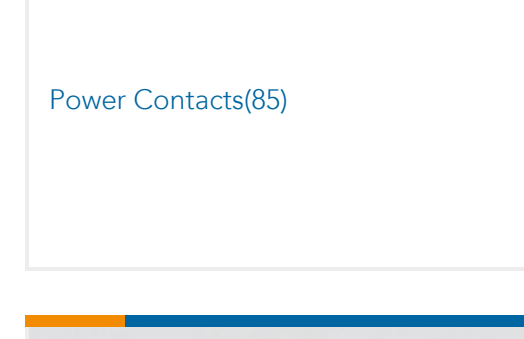
## Compatible Parts


 <p>TE Part # 1-770985-0 MINI UMNL PIN 26-22AWG AU LP</p>	 <p>TE Part # 1-770987-0 MINI UMNL PIN 22-18 AWG AU LP</p>	 <p>TE Part # 794781-1 10P MINI UMNL PLUG HSG</p>	 <p>TE Part # 770988-3 MINI UMNL SOK 22-18AWG AU LP</p>
 <p>TE Part # 1-770988-0 MINI UMNL SOK 22-18AWG AU</p>	 <p>TE Part # 770988-1 MINI UMNL SOK 22-18AWG SN LP</p>	 <p>TE Part # 770986-1 MINI UMNL SOK 26-22AWG SN LP</p>	 <p>TE Part # 770985-1 MINI UMNL PIN 26-22AWG SN LP</p>



 <p>TE Part # 770903-3 MINI UMNL PIN 22-18 AWG AU</p>	 <p>TE Part # 1-770902-1 MINI UMNL SOK 26-22 AWG AU LF</p>	 <p>TE Part # 770902-3 MINI UMNL SOK 26-22 AWG AU</p>	 <p>TE Part # 1-770903-0 MINI UMNL PIN 22-18 AWG AU</p>
 <p>TE Part # 770904-3 MINI UMNL SOK 22-18 AWG AU</p>	 <p>TE Part # 1-770902-0 MINI UMNL SOK 26-22 AWG AU</p>	 <p>TE Part # 770901-1 MINI UMNL PIN 26-22 AWG SN</p>	 <p>TE Part # 1-770904-0 MINI UMNL SOK 22-18 AWG AU</p>
 <p>TE Part # 770903-1 MINI UMNL PIN 22-18 AWG SN</p>	 <p>TE Part # 770902-1 MINI UMNL SOCK 26-22 AWG SN</p>	 <p>TE Part # 770904-1 MINI UMNL SOK 22-18 AWG SN</p>	 <p>TE Part # 1-770904-1 MINI UMNL SOK 22-18AWG AU LF</p>

Also in the Series | Mini-Universal MATE-N-LOK

 <p>Connector Contacts(11)</p>	 <p>Insertion &amp; Extraction Tools(1)</p>	 <p>PCB Headers &amp; Receptacles(1)</p>	 <p>Power Contacts(85)</p>
 <p>Rectangular Backshells &amp; Clamps(2)</p>	 <p>Rectangular Boots &amp; Strain Relief(2)</p>	 <p>Rectangular Connector Keying Plugs(2)</p>	 <p>Rectangular Connector Locking(2)</p>



Rectangular Connector Seals(20)



Rectangular Power Connectors(283)

## Documents

### Product Drawings

[10P MINI UMNL CAP HSG](#)

English

### CAD Files

[3D PDF](#)

3D

Customer View Model

[ENG\\_CVM\\_CVM\\_794942-1\\_D.2d\\_dxf.zip](#)

English

Customer View Model

[ENG\\_CVM\\_CVM\\_794942-1\\_D.3d\\_igs.zip](#)

English

Customer View Model

[ENG\\_CVM\\_CVM\\_794942-1\\_D.3d\\_stp.zip](#)

English

[3D PDF](#)

English

Customer View Model

[ENG\\_CVM\\_794942-1\\_B.2d\\_dxf.zip](#)

English

Customer View Model

[ENG\\_CVM\\_794942-1\\_B.3d\\_igs.zip](#)

English

Customer View Model

[ENG\\_CVM\\_794942-1\\_B.3d\\_stp.zip](#)

English

By downloading the CAD file I accept and agree to the [Terms and Conditions](#) of use.

### Datasheets & Catalog Pages

[SOFT\\_SHELL\\_PIN\\_AND\\_SOCKET\\_CONNECTORS\\_CATALOG](#)

English

[1-1773458-0\\_MINI\\_UNIVERSAL\\_MATE\\_N\\_LOK\\_CONNECTOR\\_SYSTEM\\_QRG](#)

English





## Product Specifications

### Product Specification

English

### Mini-Universal MATE-N-LOK\* Splash Proof Seals

English

### Product Specification

English

---

## Product Environmental Compliance

### Product Compliance

English

### Product Compliance

English

---

## Instruction Sheets

### Instruction Sheet (U.S.)

English

---

## Agency Approvals

### Agency Approval Document

English